
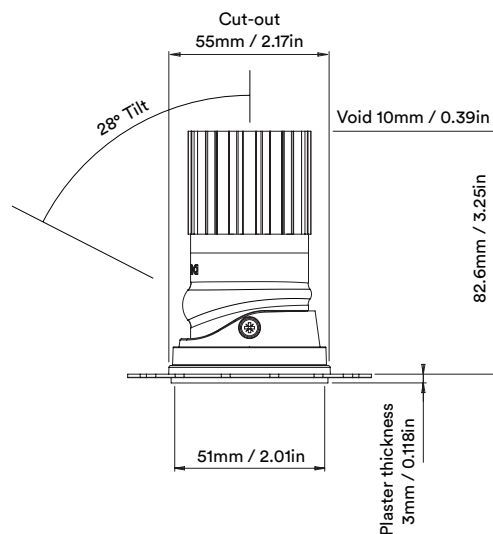



erluna fade mini adjustable origin natural



F III IP65 IP54 CE



Unit height increases by
12mm / 0.48in for SPOT and
both ELLIPTICAL BEAMS

fade mini adjustable origin natural

orluna

		2700K					
		SPOT	CRISP		SOFT	SPECIALITY	
LIGHT VALUES	Beam Width FWHM	Spot 15°	Medium 18°	Wide 30°	Soft 35°	Elliptical 10x45°	Elliptical 20x40°
	Initial Lumens	521	521	521	521	521	521
	Engine Lumens	207	462	462	417	222	290
	Luminaire Lumens	148	283	265	236	87	101
	Engine Lm/W	39	87	87	78	41	54
	Luminaire Cd	1706	1984	909	589	310	589
	POWER	Voltage	17.6V				
Drive Current		300mA					
Circuit Power (typ)		5.3W					

		3000K					
		SPOT	CRISP		SOFT	SPECIALITY	
LIGHT VALUES	Beam Width FWHM	Spot 15°	Medium 18°	Wide 30°	Soft 35°	Elliptical 10x45°	Elliptical 20x40°
	Initial Lumens	567	567	567	567	567	567
	Engine Lumens	236	483	475	442	192	176
	Luminaire Lumens	148	299	278	248	105	125
	Engine Lm/W	44	91	90	83	36	33
	Luminaire Cd	1849	2200	1000	615	328	610
	POWER	Voltage	17.6V				
Drive Current		300mA					
Circuit Power (typ)		5.3W					

Binning SDCM (Hot)	2						
CRI (typ)(R9)	98 (99)						
TM30 Rf Rg	Rf 97.7 Rg 100.4						
Lifetime (TM21)	L90 B5 50,000hrs (inc driver)						
Lifetime (Calculated)	L70 426,000hrs						
DRIVER	Protocols	Mains Dim / DALI / 0-10V / Non-dim					
	Dim to Dark	0.1% Lux					
	Distance from LED	20m / 65' (series wiring)					
	Emergency	Emergency packs available					

SPECIFICATION CODE

Engine type	Bezel	Colour Temp	Driver	Beam Width	Bezel Colour	Baffle Colour	Options
NL	FDM	27	M	M	W	BB	F 54
		27 / 2700K 30 / 3000K 40 / 4000K*	M / Mains Dim D / DALI *0 / 0-10v N / Non Dim X / No Driver	M / Medium W / Wide T / Soft S / Spot L / Elliptical Linear O / Elliptical Oval	W / White 9010 (STD) D / White 9003 E / White 9016 B / Black 9005 C / Other RAL G / Polished Brass J / Antique Bronze K / Brushed Chrome L / Polished Chrome Z / Other Metallic	BB / Black 9005 (STD) WB / White 9010 DB / White 9003 EB / White 9016 CB / Other RAL MB / Polished Brass JB / Antique Bronze KB / Brushed Chrome LB / Polished Chrome ZB / Other Metallic	F / 60 min Fire Rated Plate 54 / IP54 65 / IP65 P / Sea & Spa IP65 H / Honeycomb N / Frosted Lens Z / LSZH Cable K / Click Connector

*NOTE: increase 3000k by 7%

*NOTE: 0-10V driver does not fit through cut out, other drivers fit through the cut-out. Supplied with one driver per luminaire.